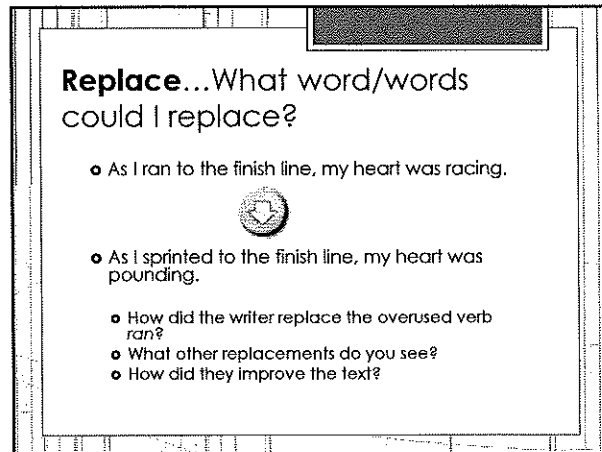
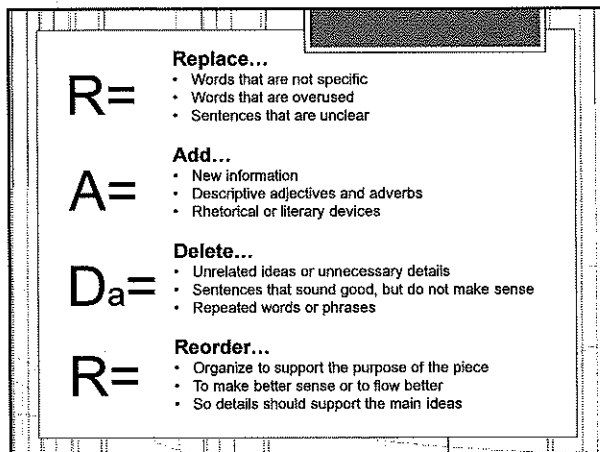


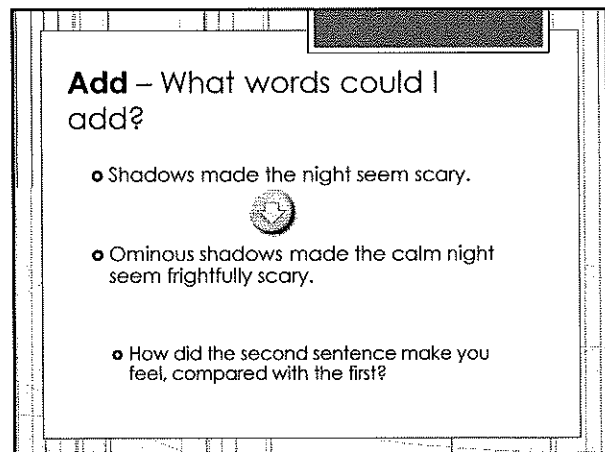
1



4




3




5

Delete – What words might I delete?

- The candidates talked about the issues, and many of the issues were issues that had been on voters' minds.



- The candidates talked about the issues, many of which had been on voters' minds.



- Describe the revision you see.
- How did taking out unnecessary repetition of the words issues help the sentence flow more naturally?

6

Your turn...



- Use the RADaR method to revise the following sentences on a separate piece of paper:

1. She likes cookies.
2. My aunt drove her car.
3. He was pretty sure the skunk was hiding.
4. Mitzy broke the zipper. She wasn't worried.
5. It was cold outside.

8

Reorder –
How should this be organized for easier understanding?


- Put the walnuts over the strawberries, which are on top of the pineapple in a bowl. You'll have a delicious fruit salad!

- To make a delicious fruit salad, cut pineapple into a bowl, add strawberries and then sprinkle a few walnuts over the top.

7

Put Your Writing Under the RADAR



Revision literally means to "see again," to look at something from a fresh, critical perspective. It is about making your writing better. Editing, on the other hand, fixing grammar and punctuation, is about making your writing correct. Often, students only focus on editing and not real revision. This is a tragedy we are going to work to avoid this year! Editing is important, but if your ideas are predictable, your organization is poor, and your descriptions are bland, than editing will just be putting a band-aid on a bullet wound. It is only after revising that you are ready for editing. Therefore, top-notch revision should be your number one priority.

How about if I just reword things: look for better words, avoid repetition, etc.? Is that revision?

Well, that's a part of revision, and it's an important step in polishing your work. However, if you haven't thought through your ideas, then rephrasing them won't make any difference.

THIS MEANS you need a good revision strategy, and that strategy is RADAR.

R replace	A add	D delete	and R re-order
...words that are not specific ...words that are overused ...sentences that are unclear ...paragraphs that are poorly written	...new information ...descriptive adjectives and adverbs ...rhetorical or literary devices	...unrelated ideas ...sentences that sound good but create unity problems ...unwanted repetition ...unnecessary details	...to make better sense or to flow better ...so details support main ideas

The first time you write something, it is not your best writing. It is what I call a "down" draft as in *get it down on paper*. Before you hand something in, you must, therefore, revise in order to ensure you are turning in your best writing. Never turn in anything less than your very best! That's the good stuff, and that's what I want to read.

RADAR: The Four Steps of Revision

R	A	D and	R
<p>Replace...</p> <p>...words that are not specific ...words that are overused ...sentences that are unclear</p>	<p>Add...</p> <p>...new information ...descriptive adjectives and adverbs ... literary devices (similes, metaphors, etc.)</p>	<p>Delete...</p> <p>...unrelated ideas ...sentences that sound good but create unity problems ...unwanted repetition ...unnecessary details</p>	<p>Reorder...</p> <p>...to make better sense or to flow better ...so details support main ideas</p>
<p>For example:</p> <p><i>Before</i> As I ran to the finish line, my heart was beating.</p> <p><i>After</i> As I sprinted to the tape, my heart was pounding in my chest.</p>	<p>For example:</p> <p><i>Before</i> Shadows made the night seem scary.</p> <p><i>After</i> Ominous shadows made the dark night seem even more frightening.</p>	<p>For example:</p> <p><i>Before</i> The candidates talked about the issues, and many of the issues were issues that had been on the voters' minds.</p> <p><i>After</i> The candidates talked about the issues, many of which had been on the voters' minds.</p>	<p>For example:</p> <p><i>Before</i> Put the sunflower seeds over the strawberries, which are on top of the pineapple in the bowl. You'll have a delicious fruit salad.</p> <p><i>After</i> To make a delicious fruit salad, cut pineapples into a bowl. Add strawberries and then sprinkle a few sunflower seeds over the top.</p>

According to author Kelly Gallagher, you must remember that “all first-draft writing – whether produced by students or by professional writers- is usually lousy” (203).